RADE KONČAR
KONTAKTORI I RELEI



74 YEARS TRADITION

Safe and affordable

CONTACTORS FOR CAPACITOR SWITCHING TYPE CNNK

QUALITY MANAGEMENT SYSTEM

ISO 9001 Quality management system
Models for quality assurance in design / development, production and distribution of low - voltage switching devices.

The **RADE KONCAR - KONTAKTORI I RELEI D.O.O.** Quality Managements System has been certified by TÜV CERT- Certification Body of TÜV Rheinland.
The Certificate No. TRBA 100 0891 issued until April 2024 confirms that the quality system is in conformance with requirements of the standard ISO 9001: 2015 and refers to our product categories: Contactors, Thermal overload relays, Rotary cam switches, Pilot devices, Moulded case circuit breakers, Electronic time relays.

Certificate

Standard	**ISO 9001:2015**
Certificate Registr. No.	TRBA 100 0891
	TÜV RHEINLAND-BULGARIA EOOD certifies:
Certificate Holder	**RADE KONCAR-KONTAKTORI I RELEI D.O.O.** MK–1000 Skopje 54, III Makedonska brigada Blvd. R. of North Macedonia
Scope	**Design, manufacture and sale of low-voltage switchgear and controlgear components, retro-reflective registration plates for motor vehicles and other information marking plates.**
	Proof has been furnished by means of an audit that the requirements of BDS EN ISO 9001:2015 are met.
Validity	The certificate is valid from **03.04.2021** until **02.04.2024.** First certification: 2003

23.03.2021

TÜV RHEINLAND-BULGARIA EOOD
1113 Sofia, 23A Dragan Tsankov Blvd.

IA "ECA"
Рег. № 7 ОСС
СЕРТИФИКАЦИОНЕН ОРГАН

www.tuv.com

TÜVRheinland®
Precisely Right.

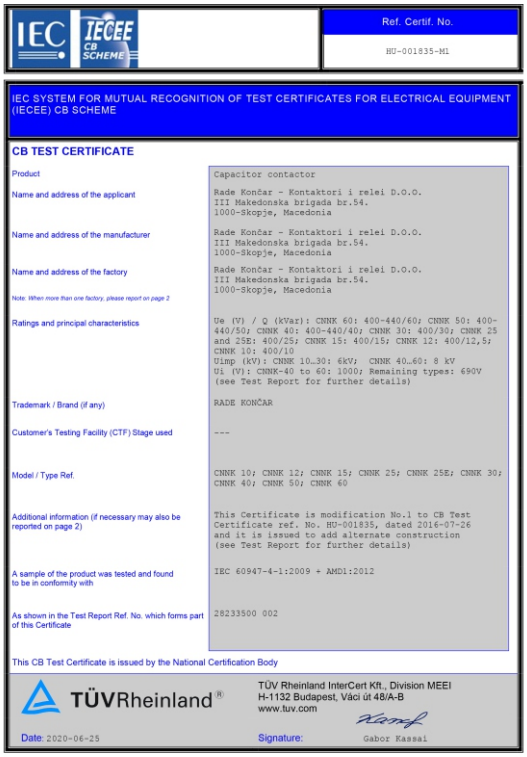

IEC IECEE CB SCHEME

Ref. Certif. No.
HU-001835-M1

IEC SYSTEM FOR MUTUAL RECOGNITION OF TEST CERTIFICATES FOR ELECTRICAL EQUIPMENT (IECEE) CB SCHEME

CB TEST CERTIFICATE

Product	Capacitor contactor
Name and address of the applicant	Rade Končar - Kontaktori i relei D.O.O. III Makedonska brigada br.54. 1000-Skopje, Macedonia
Name and address of the manufacturer	Rade Končar - Kontaktori i relei D.O.O. III Makedonska brigada br.54. 1000-Skopje, Macedonia
Name and address of the factory	Rade Končar - Kontaktori i relei D.O.O. III Makedonska brigada br.54. 1000-Skopje, Macedonia
Note: When more than one factory, please report on page 2	
Ratings and principal characteristics	Ue (V) / Q (kVar): CNNK 60: 400-440/60; CNNK 50: 400-440/50; CNNK 40: 400-440/40; CNNK 30: 400/30; CNNK 25 and 25E: 400/25; CNNK 15: 400/15; CNNK 12: 400/12,5; CNNK 10: 400/10 Uimp (kV): CNNK 10…30: 6kV; CNNK 40…60: 8 kV Ui (V): CNNK-40 to 60: 1000; Remaining types: 690V (see Test Report for further details)
Trademark / Brand (if any)	RADE KONČAR
Customer's Testing Facility (CTF) Stage used	---
Model / Type Ref.	CNNK 10; CNNK 12; CNNK 15; CNNK 25; CNNK 25E; CNNK 30; CNNK 40; CNNK 50; CNNK 60
Additional information (if necessary may also be reported on page 2)	This Certificate is modification No.1 to CB Test Certificate ref. No. HU-001835, dated 2016-07-26 and it is issued to add alternate construction (see Test Report for further details)
A sample of the product was tested and found to be in conformity with	IEC 60947-4-1:2009 + AMD1:2012
As shown in the Test Report Ref. No. which forms part of this Certificate	28233500 002

This CB Test Certificate is issued by the National Certification Body

TÜVRheinland®
TÜV Rheinland InterCert Kft., Division MEEI
H-1132 Budapest, Váci út 48/A-B
www.tuv.com

Date: 2020-06-25
Signature: Gabor Kassai

1/1

IECEE CB Scheme

Operated by the IEC System of Conformity Assessment Schemes for Electrotechnical Equipment and Components (IECEE), the IECEE CB Scheme is an international system for mutual acceptance of test reports and certificates dealing with the safety of electrical and electronic components, equipment and products.

It is a multilateral agreement among participating countries and certification organizations, which aims to facilitate trade by promoting harmonization of national standards with International Standards and cooperation among accepted National Certification Bodies (NCBs) worldwide. By achieving this, it brings product manufacturers a step closer to the ideal concept of “one product, one test, one mark, where applicable’.

Table of contents

Content..... 1
General Information..... 2
Options..... 3
Capacitor contactors..... 4
Accessories and Spare coils..... 9
Technical data..... 10
Dimension drawings..... 15

Capacitor contactors **CNNK** series

Precharging resistors are an integral component of the CNNK contactors, equipped with early-make contacts. This special type of contacts has the purpose of connecting for a very short time up to 5ms, during the contactor closing resistors which limit the connecting current of the capacitors. These resistors are then excluded when the closing operation is complete and the current capacity is conveyed to the main contacts. With this type of circuit, it is possible to obtain minor wear of all the components of the system especially fuses and capacitors ensuring a longer life and better reliability. Suitable for capacitors with and without reactor protection.

Advantages:

- In conformity with: IEC 60947-1, IEC 60947-4-1
- Installation on mounting plate and DIN rail (up to CNNK 75)
- Switching of 3 phase capacitors
- Ambient temperature of 55 ^{0}C
- Maximum permissible peak current I ≤ 200 Ie, for contactors without resistors maximum permissible peak current I ≤ 100 Ie
- Standard control voltages: 24 VAC, 48 VAC, 110 VAC, 230 VAC, 400 VAC
- Up to 3 auxiliary contacts

Ordering:

CNNK	10	1	0	230V	50/60Hz
1	2	3	4	5	6

1 - Contactor series
2 - kVar in (AC-6b,400V/50Hz)
3 - Number of NO auxiliary contacts
4 - Number of NC auxiliary contacts
5 - Control voltage (coil voltage)
6 - Frequency of the control voltage

Options

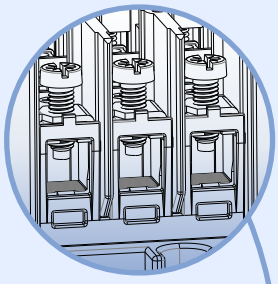

Special clamp terminals are provided for reliable connection of conductors for CNNK 40 - CNNK 80

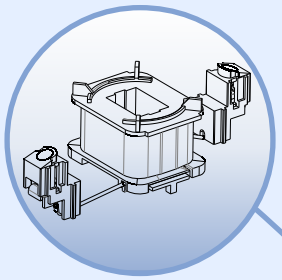

Wide range of coil voltages are provided. The users can change the coil by themselves.

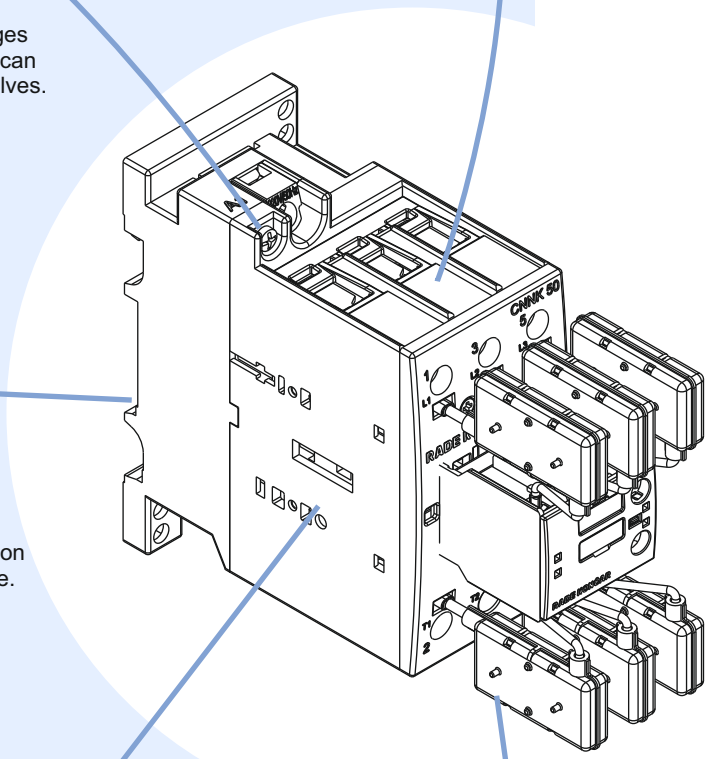

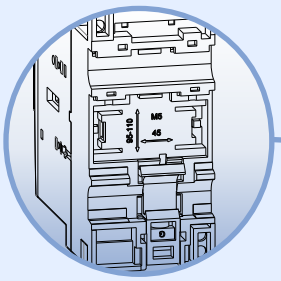

Contactors type CNNK can be mounted on DIN rail or directly on the mounting plate. Type CNNK 10 to CNNK 30 only DIN rail 35mm and type CNNK 40 to CNNK 75 DIN rail 35mm or 75mm

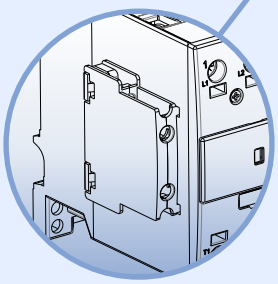

Auxiliary contacts - side mounting

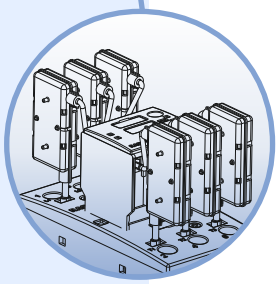

Precharging resistors with special type of contacts has the purpose of connecting for a very brief interval, up to 5ms, during the contactor closing, resistors limit the connecting current of the capacitors

Capacitor contactor CNNK 2.5; 2.5kVar (AC6-b,400V/50Hz); 3.6A (Ie)

Type	Order number	Wiring diagram	Weight [g]	Packing* [pcs]
CNNK 2.5 00 230V 50/60Hz	606811	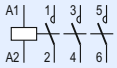	250	24
CNNK 2.5 10 230V 50/60Hz	6047786	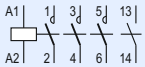	250	24
CNNK 2.5 01 230V 50/60Hz	609205	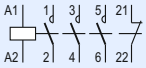	250	24

integrated auxiliary contact 1NO or 1NC, contactor without precharging resistors
*second level packing

Capacitor contactor CNNK 5; 5kVar (AC6-b,400V/50Hz); 7.2A (Ie)

Type	Order number	Wiring diagram	Weight [g]	Packing* [pcs]
CNNK 5 00 230V 50/60Hz	606812	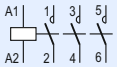	260	24
CNNK 5 10 230V 50/60Hz	6047796	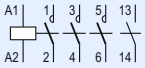	260	24
CNNK 5 01 230V 50/60Hz	609206	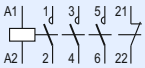	260	24

integrated auxiliary contact 1NO or 1NC, contactor without precharging resistors
*second level packing

Capacitor contactor CNNK 7.5; 7.5kVar (AC6-b,400V/50Hz); 11A (Ie)

Type	Order number	Wiring diagram	Weight [g]	Packing* [pcs]
CNNK 7.5 00 230V 50/60Hz	609207	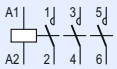	270	24

contactor without precharging resistors
*second level packing

Capacitor contactor CNNK 12.5; 12.5kVar (AC6-b,400V/50Hz); 18A (Ie)

Type	Order number	Wiring diagram	Weight [g]	Packing* [pcs]
CNNK 12.5 00 230V 50/60Hz	609208	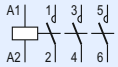	400	18

contactor without precharging resistors
*second level packing

Capacitor contactor CNNK 10; 10kVar (AC6-b,400V/50Hz); 14A (Ie)

Type	Order number	Wiring diagram	Weight [g]	Packing* [pcs]
CNNK 10 20N 230V 50/60Hz	609209N	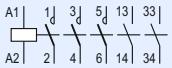	320	24
CNNK 10 11N 230V 50/60Hz	6047816N	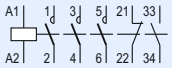	320	24
CNNK 10 02N 230V 50/60Hz	609210N	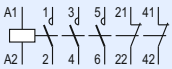	320	24

integrated auxiliary contact 2NO or 1NO+1NC or 2NC
*second level packing

Capacitor contactor CNNK 12; 12.5kVar (AC6-b,400V/50Hz); 18A (Ie)

Type	Order number	Wiring diagram	Weight [g]	Packing* [pcs]
CNNK 12 20N 230V 50/60Hz	609211N	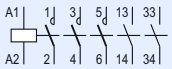	320	24
CNNK 12 11N 230V 50/60Hz	6047826N	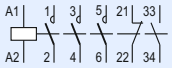	320	24
CNNK 12 02N 230V 50/60Hz	609212N	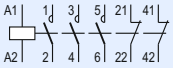	320	24

integrated auxiliary contact 2NO or 1NO+1NC or 2NC
*second level packing

Capacitor contactor CNNK 15; 15kVar (AC6-b,400V/50Hz); 22A (ie)

Type	Order number	Wiring diagram	Weight [g]	Packing* [pcs]
CNNK 15 20N 230V 50/60Hz	609213N	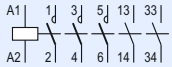	325	24
CNNK 15 11N 230V 50/60Hz	6047836N	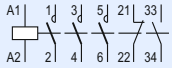	325	24
CNNK 15 02N 230V 50/60Hz	609214N	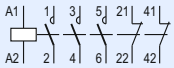	325	24

integrated auxiliary contact 2NO or 1NO+1NC or 2NC
*second level packing

Capacitor contactor CNNK 20; 20kVar (AC6-b,400V/50Hz); 29A (Ie)

Type	Order number	Wiring diagram	Weight [g]	Packing* [pcs]
CNNK 20 10N 230V 50/60Hz	6049056N	A1 1 3 5 13 A2 2 4 6 14	333	24
CNNK 20 01N 230V 50/60Hz	609215N	A1 1 3 5 21 A2 2 4 6 22	333	24

integrated auxiliary contact 1NO or 1NC
*second level packing

Capacitor contactor CNNK 25E; 25kVar (AC6-b,400V/50Hz); 36A (Ie)

Type	Order number	Wiring diagram	Weight [g]	Packing* [pcs]
CNNK 25E 10N 230V 50/60Hz	6047616N	A1 1 3 5 13 A2 2 4 6 14	450	24
CNNK 25E 01N 230V 50/60Hz	609216N	A1 1 3 5 21 A2 2 4 6 22	450	24

integrated auxiliary contact 1NO or 1NC; without terminal blocks
*second level packing

Capacitor contactor CNNK 25; 25kVar (AC6-b,400V/50Hz); 36A (Ie)

Type	Order number	Wiring diagram	Weight [g]	Packing* [pcs]
CNNK 25 10N 230V 50/60Hz	6047856N	A1 1 3 5 13 A2 2 4 6 14	520	10
CNNK 25 01N 230V 50/60Hz	609217N	A1 1 3 5 21 A2 2 4 6 22	520	10

integrated auxiliary contact 1NO or 1NC
*second level packing

Capacitor contactor CNNK 30; 30kVar (AC6-b,400V/50Hz); 44A (Ie)

Type	Order number	Wiring diagram	Weight [g]	Packing* [pcs]
CNNK 30 10N 230V 50/60Hz	6047866N	A1 1 3 5 13 A2 2 4 6 14	520	10
CNNK 30 01N 230V 50/60Hz	609218N	A1 1 3 5 21 A2 2 4 6 22	525	10

integrated auxiliary contact 1NO or 1NC
*second level packing

Capacitor contactor CNNK 40; 40kVar (AC6-b,400V/50Hz); 58A (Ie)

Type	Order number	Wiring diagram	Weight [kg]	Packing* [pcs]
CNNK 40 10N 230V 50/60Hz	6047916N	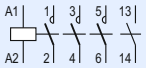	0.94	10
CNNK 40 01N 230V 50/60Hz	6054896N	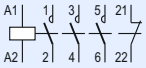	0.94	10

integrated auxiliary contact 1NO or 1NC
*second level packing

Capacitor contactor CNNK 50; 50kVar (AC6-b,400V/50Hz); 72A (Ie)

Type	Order number	Wiring diagram	Weight [kg]	Packing* [pcs]
CNNK 50 10N 230V 50/60Hz	6044536N	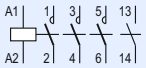	0.94	10
CNNK 50 01N 230V 50/60Hz	6054906N	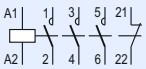	0.94	10

integrated auxiliary contact 1NO or 1 NC
*second level packing

Capacitor contactor CNNK 60; 60kVar (AC6-b,400V/50Hz); 87A (Ie)

Type	Order number	Wiring diagram	Weight [kg]	Packing* [pcs]
CNNK 60 10N 230V 50/60Hz	606362N	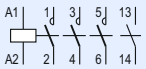	0.97	10
CNNK 60 01N 230V 50/60Hz	6054916N	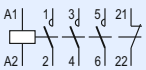	0.97	10

integrated auxiliary contact 1NO or 1 NC
*second level packing

Capacitor contactor CNNK 70; 70kVar (AC6-b,400V/50Hz); 101A (Ie)

Type	Order number	Wiring diagram	Weight [kg]	Packing* [pcs]
CNNK 70 10N 230V 50Hz	605760N	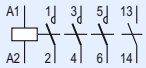	1.4	8
CNNK 70 01N 230V 50Hz	609219N	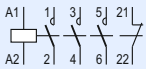	1.4	8

integrated auxiliary contact 1NO or 1NC
*second level packing

Capacitor contactor CNNK 75; 75kVar (AC6-b,400V/50Hz); 108A (Ie)

Type	Order number	Wiring diagram	Weight [kg]	Packing* [pcs]
CNNK 75 10N 230V 50Hz	607181N	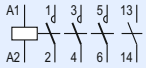	1.5	8
CNNK 75 01N 230V 50Hz	607087N	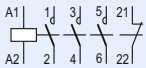	1.5	8

integrated auxiliary contact 1NO or 1NC
*second level packing

Capacitor contactor CNNK 80; 80kVar (AC6-b,400V/50Hz); 116A (Ie)

Type	Order number	Wiring diagram	Weight [kg]	Packing [pcs]
CNNK 80 10 230V 50/60Hz	610640	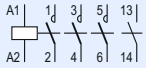	2.6	1
CNNK 80 01 230V 50/60Hz	609901	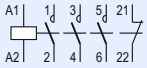	2.6	1

integrated auxiliary contact 1NO or 1NC

Accessories

Auxiliary contact block - side mounting; 6A (AC15/AC14, 230V/50Hz)						
Type	Order number	Contacts	Usage	Wiring diagram	Weight [g]	Packing [pcs]
BP3 11	602595	1NO - 1NC	CNNK 2.5 - CNNK 60	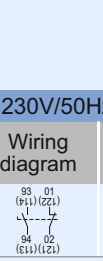	20	2

Auxiliary contact block - side mounting; 6A (AC15/AC14, 230V/50Hz)						
Type	Order number	Contacts	Usage	Wiring diagram	Weight [g]	Packing [pcs]
BP5 11	604839	1NO - 1NC	CNNK 70 CNNK 75 CNNK 80	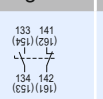	50	1



Up to 2 auxiliary contacts can be added on the contactors CNNK series (additional 1NO + 1NC)

Spare coils

Spare coils					
Type	Order number	AC/DC coil	Usage	Weight [g]	Packing [pcs]
Coil CNNK 20 230V 50/60Hz	**606500**	**AC**	**CNNK 2.5 - CNNK 20**	**50**	**1**
Coil CNNK 20 380/400V 50Hz	605231	AC			
Coil CNNK 30 230V 50/60Hz	**609220**	**AC**	**CNNK 25E - CNNK 30**	**80**	
Coil CNNK 30 380/400V 50Hz	605233	AC			
Coil CNNK 60 230V 50/60Hz	**609221**	**AC**	**CNNK 40 - CNNK 60**	**130**	
Coil CNNK 60 380/400V-50Hz	604798	AC			
Coil CNNK 75 230V 50Hz	**609128**	**AC**	**CNNK 70 CNNK 75**	**140**	
Coil CNNK 75 400V 50Hz	609129	AC			
Coil CNNK 80 230V 50/60Hz	**610450**	**AC**	**CNNK 80**	**260**	
Coil CNNK 80 400V 50Hz	610451	AC			

Technical data

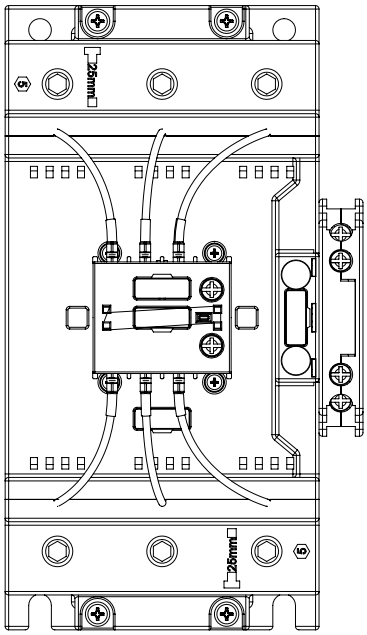

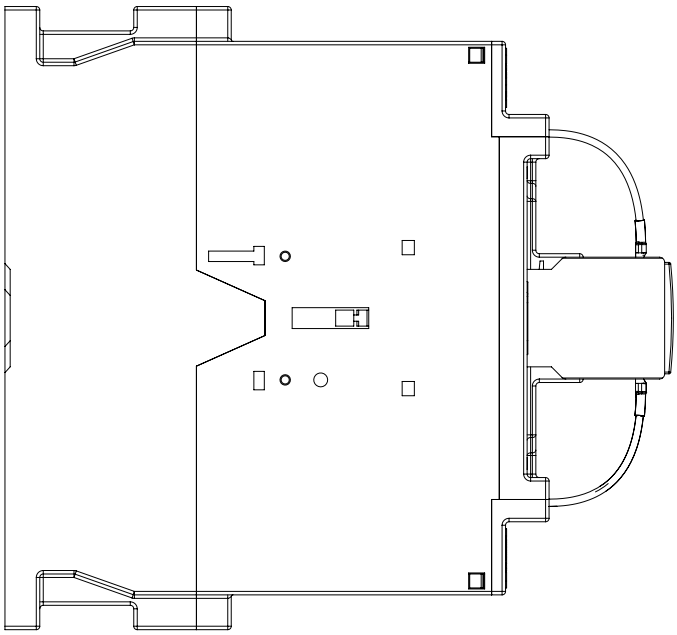

Capacitor contactor type CNNK 2.5 - CNNK 12.5

In conformity with: IEC 60947-1, IEC 60947-4-1

Choice criteria
The contactor during the closing transition is influenced by electrical currents with high frequencies and high amplitudes. The frequencies of these currents have ranges between 1 and 10kHz and the amplitudes must have values lower than the maximum permissible peak current I ≤ 100 times the nominal rms current of the switched capacitor.

Type designation			**CNNK 2.5**	**CNNK 5**	**CNNK 7.5**	**CNNK 12.5**
Capacitor rating at operating voltage 50/60Hz	230V	kVAr	1,4	2,8	4	6,7
	400-440V	**kVAr**	**2,5**	**5**	**7,5**	**12,5**
	500-550V	kVAr	3	5,5	9	15
	660-690V	kVAr	3,7	7,5	11	18
Rated operational current **Ie**/AC-6b et **400 V**		**A**	**3,6**	**7,2**	**11**	**18**
Insulation rating Ui		V	690			
Permissible ambient temperature		°C	- 25 to + 55			
Rated impuls wihtstand voltage Uimp		kV	6			
Consumption of electromagnet in cold state with Un AC operated closing		VA	62			65
p.f.			0,75			0,75
closed		VA	7			8
p.f.			0,3			0,3
Coil Voltage tolerances			0,85 - 1,1 Un			
Coil Tightening torque		Nm	0,8			
Coil Terminal screw/Screw head			M3,5/PZ2			
Maximum permissible fuse ratings main circuit gL/gG		A	20	25	40	50
auxilliary circuit		A	16	16	16	16
Frequency of switching operations		s/h	240			
Electrical endurance		min.	150.000	120.000	100.000	100.000
Sizes of connecting conductors - main circuit multi-wire conductor		mm^2	1.5-6	1.5-6	2.5-10	2.5-10
multi-wire conductor with cable shoe		mm^2	1.5-6	1.5-6	2.5-10	2.5-10
Terminal screw			M4	M4	M4	M4
Screw head			PZ2	PZ2	PZ2	PZ2
Tightening torque		Nm	1,2	1,2	1,4	1,6
- auxiliary circuit multi-wire conductor		mm^2	1-2,5			
multi-wire conductor with cable shoe		mm^2	0,75-1,5			
Terminal screw			M3,5			
Screw head			PZ2			
Tightening torque		Nm	0,8			
Loadability of auxiliary contacts rated continuous current I_{th}; 35°C		A	10			
AC rated operational current I_e/AC15 for 230V		A	6			
400V		A	4			
500V		A	2			
690V		A	1			

Capacitor contactors type CNNK 10 - CNNK 30

In conformity with: IEC 60947-1, IEC 60947-4-1

Main characteristics

These contactors are equipment with early - make contacts. This special type of contact has the purpose of connecting for a very brief interval, up to 5 ms, during the contactor closing, resistors which limit the connecting current of the capacitors. These resistors are then excluded when the closing operation is complete and the current capacity is conveyed to the main contacts. Maximum permissible peak current 1≤200 times the nominal rms current of the switched capacitor.

Type designation	**CNNK 10**	**CNNK 12**	**CNNK 15**	**CNNK 20**	**CNNK 25E**	**CNNK 25**	**CNNK 30**
Capacitor rating at operating voltage 50/60Hz 230V kVAr	5	6,7	8,5	11	14	14	20
400-440V kVAr	**10**	**12,5**	**15**	**20**	**25**	**25**	**30**
500-550V kVAr	12,5	15	18	24	30	30	35
660-690V kVAr	15	18	22	30	35	35	40
Rated operational current **Ie**/AC-6b at **400V** **A**	**14**	**18**	**22**	**29**	**36**	**36**	**44**
Rated operational current Ith at 400V A	25	25	30	40	50	60	60
Insulation rating Ui V	690						
Permissible ambient temperature °C	- 25 to + 55						
Rated impuls wihtstand voltage Uimp kV	8						
Consumption of electromagnet in cold state with Un AC operated closing VA	62				65		
p.f.	0,75				0,75		
closed VA	7				8		
p.f.	0,3				0,3		
Coil Voltage tolerances	0,85 - 1,1 Un						
Coil Tightening torque Nm	0,8						
Coil Terminal screw/Screw head	M3,5/PZ2						
Maximum permissible fuse ratings main circuit gL/gG A	25	35	50	50	63	63	80
auxilliary circuit A	16	16	16	16	16	16	16
Frequency of switching operations s/h	240			120			
Electrical endurance min.	250.000			175.000	125.000		
Sizes of connecting conductors - main circuit multi-wire conductor mm^2	1.5-6	1.5-6	1.5-6	2.5-10	2.5-10	6-25	6-25
multi-wire conductor with cable shoe mm^2							
Terminal screw	M4	M4	M4	M4	M4	M5	M5
Screw head	PZ2	PZ2	PZ2	PZ2	PZ2	Hexagon socket 2.5	
Tightening torque Nm	1,2	1,2	1,2	1,4	1,6	2	2
- auxiliary circuit multi-wire conductor mm^2	1-2,5						
multi-wire conductor with cable shoe mm^2	0,75-1,5						
Terminal screw	M3,5						
Screw head	PZ2						
Tightening torque Nm	0,8						
Loadability of auxiliary contacts rated continuous current 35°C A	10						
AC rated operational current I_e/AC15 for 230V A	6						
400V A	4						
500V A	2						
690V A	1						

Capacitor contactor type CNNK 40 - CNNK 80

In confomity with: IEC 60947-1, IEC 60947-4-1

Type designation			**CNNK 40**	**CNNK 50**	**CNNK 60**	**CNNK 70**	**CNNK 75**	**CNNK 80**
Capacitor rating at operating voltage 50/60Hz	230V	kVAr	25	29	32	35	38	45
	400-440V	**kVAr**	**40**	**50**	**60**	**70**	**75**	**80**
	500-550V	kVAr	50	60	70	75	80	100
	660-690V	kVAr	58	70	80	90	105	115
Rated operational current **Ie**/AC-6b et **400 V**		**A**	**58**	**72**	**87**	**101**	**108**	**116**
Rated operational current Ith at 400V		A	85	100	125	137	150	160
Insulation rating Ui		V	1000					
Permissible ambient temperature		^{0}C	- 25 to + 55					
Rated impuls wihtstand voltage Uimp		kV	8					
Consumption of electromagnet in cold state with Un AC operated closing		VA	155			204		400
p.f.			0,6			0,54		0,48
closed		VA	12			16		26
p.f.			0,29			0,26		0,24
Coil Voltage tolerances			0,85 - 1,1 Un					
Coil Tightening torque		Nm	0,8					
Coil Terminal screw/Screw head			M3,5/PZ2					
Maximum permissible fuse ratings main circuit gL/gG		A	100	125	160			
auxilliary circuit		A	16	16	16			
Frequency of switching operations		s/h	100					
Electrical endurance		min.	125.000			100.000		75.000
Sizes of connecting conductors - main circuit multi-wire conductor		mm^2	16-35	16-35	16-35	25-50		16-95
multi-wire conductor with cable shoe		mm^2						2x(16-70)
Terminal screw			M6			M8		M10
Screw head			PZ2			⬡4		⬡5
Tightening torque		Nm	3 - 4			4 - 4.5	5 - 6	10-12
- auxiliary circuit multi-wire conductor		mm^2	1-2,5					
multi-wire conductor with cable shoe		mm^2	0,75-1,5					
Terminal screw			M3,5					
Screw head			PZ2					
Tightening torque		Nm	0,8					
Loadability of auxiliary contacts rated continuous current I_{th}; 35^{0}C		A	16					
AC rated operational current I_e/AC15 I_{th}; for 230V		A	10					
400V		A	6					
500V		A	4					
690V		A	2					

CONNECTION DIAGRAMS AND TERMINAL MARKINGS FOR SINGLE COMPENSATION

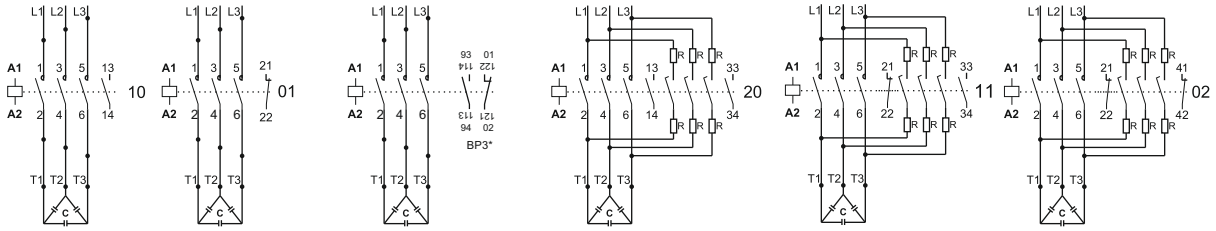

CNNK 2.5, CNNK 5

CNNK 7.5 00
CNNK 7.5 11*
CNNK 12.5 00
CNNK 12.5 11*

CNNK 10, CNNK 12, CNNK 15

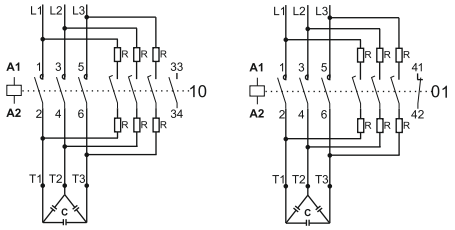

CNNK 20, CNNK 25E, CNNK 25, CNNK 30, CNNK 40
CNNK 50, CNNK 60, CNNK 70, CNNK 75, CNNK 80.

VERY IMPORTANT NOTES:

For single compensation air coils or 3 - phase reactors (coils with magnetic core and air gap) are not necessary.

When the contactor is used for group compensation it is recommendable to use appropriate 3-phase filter circuit reactors (coils with magnetic core and air gap).
This will reduce the value of higher harmonics and will prevent resonant current to prevail.

For single compensation the power of selected contactor is according to capacitor rated power.

For group and central compensation, when reactors are not in use, one step higher rating of the contactor is recommendable.

⚠ Maximum permissible peak current 1≤200 times the nominal rms current of the switched capacitor.

Switching onto discharged capacitors is permitted with CNNK contactors. (the voltage at the terminals must be < 50 V).

⚠ Manual operation for function tests is not permitted. The series resistors must not be removed. During exploitation, current value must not exceed the declared values.

CONNECTION DIAGRAM FOR GROUP (CENTRAL) COMPENSATION

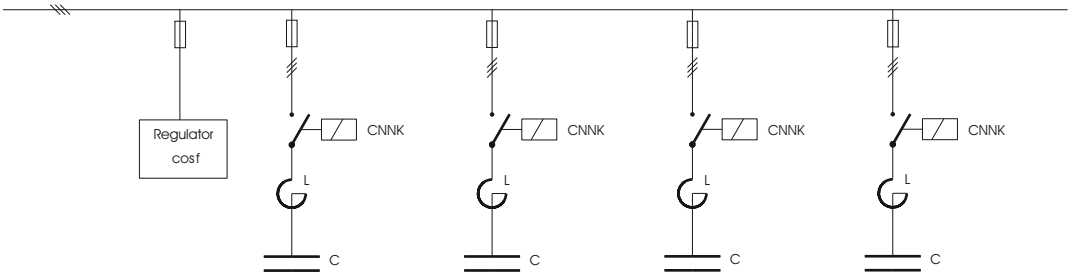

Dimension drawings (mm)

CNNK 2,5; CNNK 5

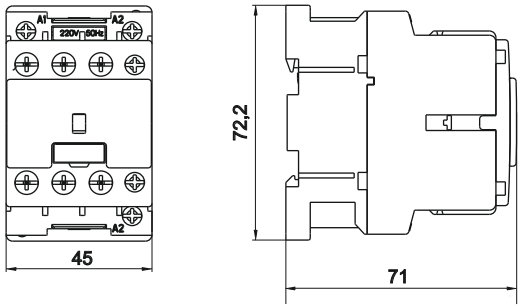

CNNK 7,5 / CNNK12

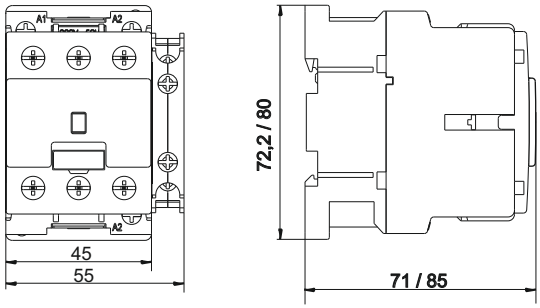

CNNK 10; CNNK 12; CNNK 15

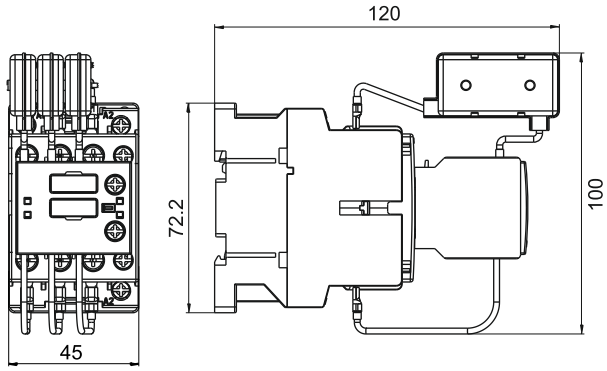

CNNK 20

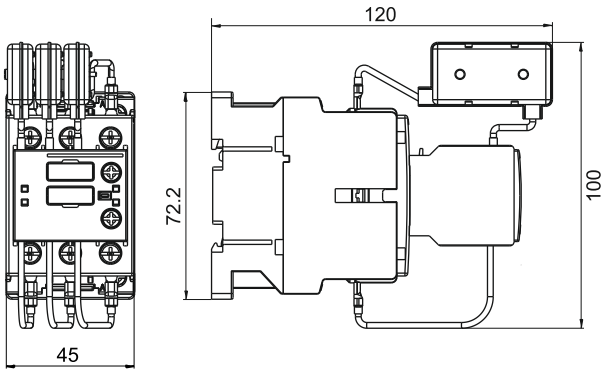

CNNK 25E

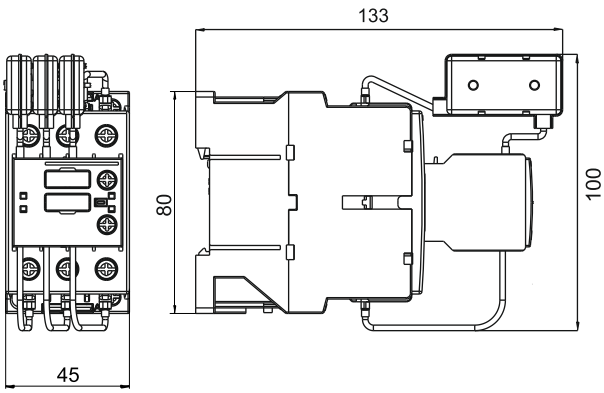

CNNK 25; CNNK 30

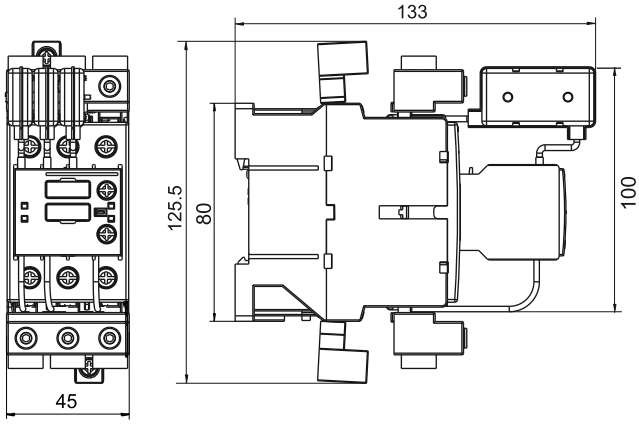

Drilling plan (mm)

CNNK 2,5; CNNK 5
CNNK 7,5; CNNK 12

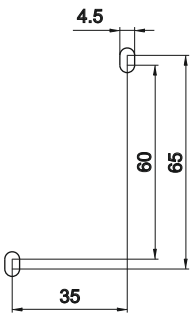

CNNK 10; CNNK 12
CNNK 15; CNNK 20

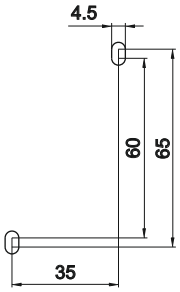

CNNK 25E; CNNK 25,
CNNK 30

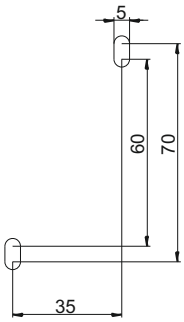

CNNK 40; CNNK 50; CNNK 60

Drilling plan (mm)

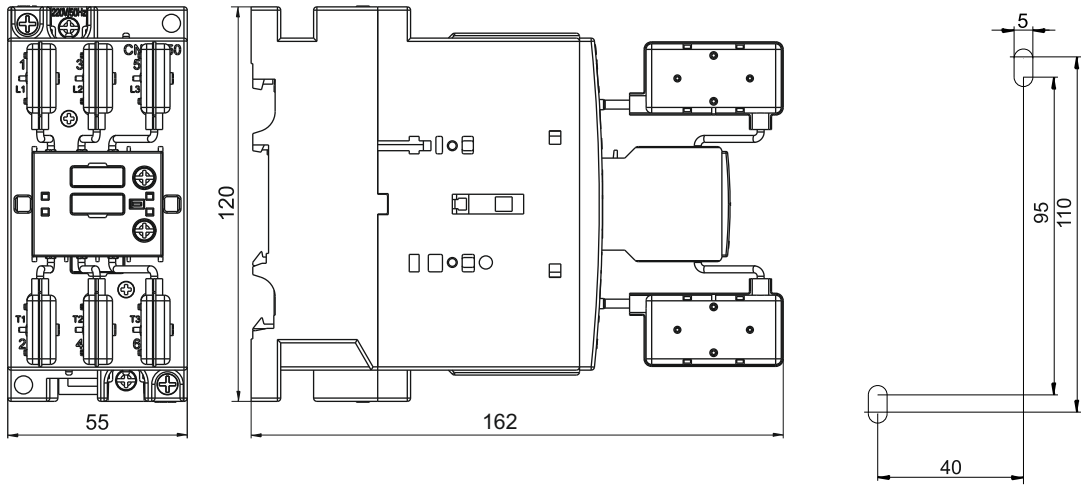

CNNK 70; CNNK 75

Drilling plan (mm)

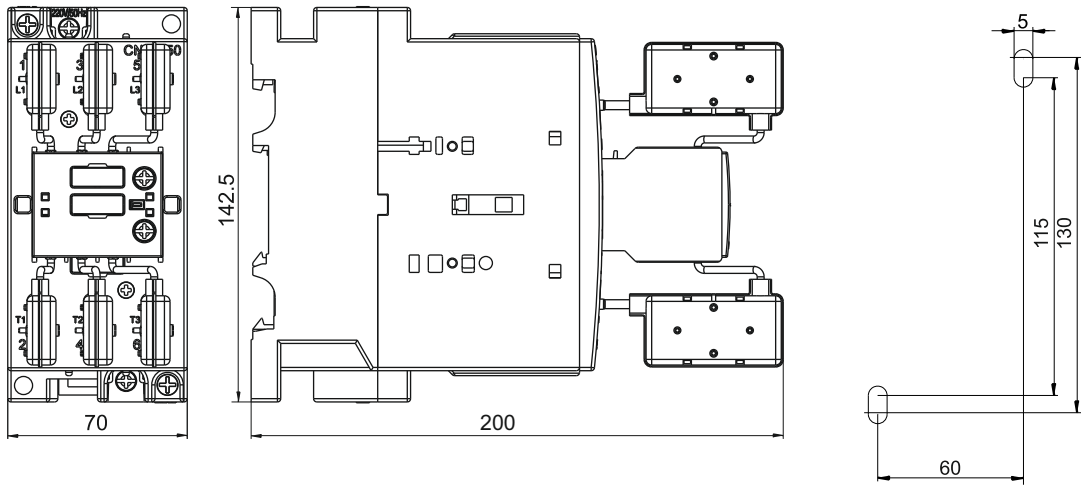

CNNK 80

Drilling plan (mm)

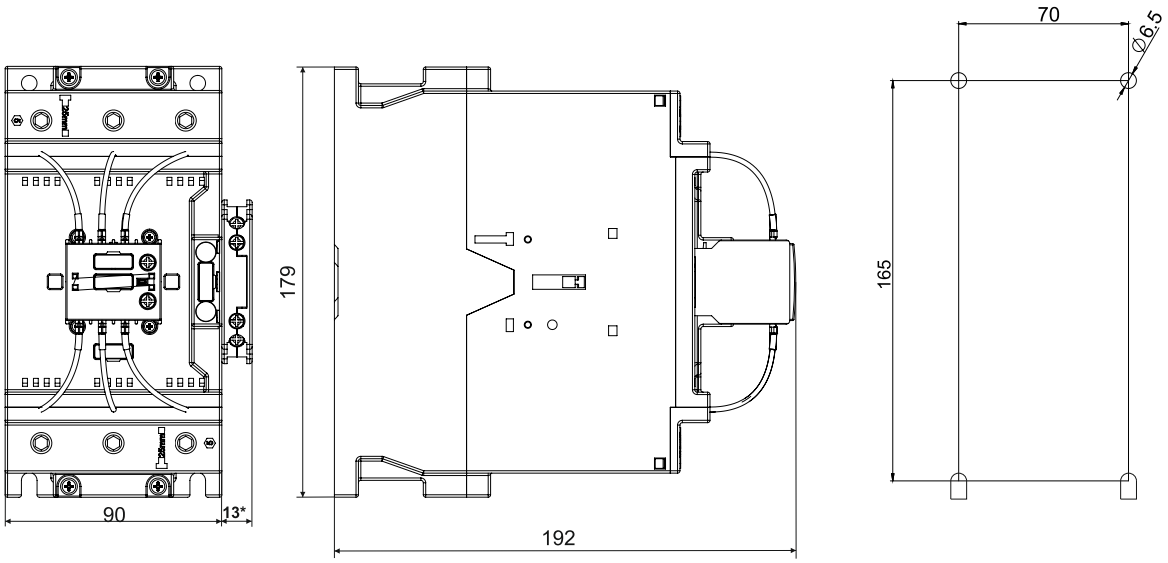

*Width of auxiliary block

RADE KONČAR
KONTAKTORI I RELEI

PRODUCTION PROGRAM

Motor Contactor

Rotary Cam Switch

Thermal Overload Relay

Molded Case Circuit Breaker

Miniature Circuit Breaker

Motor Protection Circuit Breaker

Pushbuttons and Indicator Lights

Electronic Time Relay

WORLD PARTNERS

Macedonia –**"ELEKTROELEMENT"**
Skopje
tel:++ 389 (02) 2580 - 800
fax:++ 389 (02) 2580 - 831
e-mail: ees@elektroelement.com.mk
web: elektroelement.com.mk

Croatia – **"VARKON"** – Zagreb – Representative
tel:++385 1 652 6902
fax:++ 385 1 652 6902
e-mail: petar.delovski@gmail.com
web: varkon.hr

BiH – **"KONVAR"** – Sarajevo
tel:++387 33 636 555
fax:++ 387 33 628 111
e-mail: info@konvar.ba
web: konvar.ba

BiH – **"KORS"** – Banja Luka
tel:++387 51 327-430
fax:++ 387 51 327-432
e-mail: kors@blic.net
web: www.kors-doo.com

BiH – **"IEG"** – Brcko
tel:++387 49 305-010
fax:++ 387 49 301 030
e-mail: iegbrcko95@gmail.com
web: www.ieg-brcko.ba

BiH – **"ELEKTRO-MILAS"** – Ljubushki
tel:++387 039 830 751
fax:++ 387 039 830 760
e-mail: kontakt@elektro-milas.com
web: www.elektro-milas.com

Montenegro – **"BOSTEG"** – Herceg Novi
tel:++382 31 330 325
fax:++ 382 31 331 513
e-mail: bosteg@gmail.com
web: www.bosteg.me

Montenegro – **"ERLIND"** – Kotor
tel:++382 82 335 209
fax:++ 382 82 335 209
e-mail: erlind@t-com.me

Montenegro – **"ZNAK"** – Podgorica
tel:++382 20 640 752
fax:++ 382 20 641 720
e-mail: znak@t-com.me

Serbia – **"ABM – Elektro"** – Prokuplje – Representative
tel:++ 381 (0)27 321-177
fax:++ 381 (0)27 334-310
e-mail: kontakt@abmelektro.com
web: www.abmelektro.com

Kosovo – **"ELEKTROSISTEM"** – Ferizaj
tel:++377 44 570 500
fax:++ 381 290 326 000
e-mail: info@elektrosistem-rks.com
web: www.elektrosistem-rks.com

MANIAL SYSTEMS CORPORATION
43 EL MANIAL ST. CAIRO EGYPT
TEL:+ 202 25881977 – +202 25889699
FAX:+ 202 25914468
MOBILE: +2 01006660480
mail: manialco@yahoo.com

ELECTROSPHERE, ltd.
VUL GRINCHENKO M.18
POVERH 6
KIEV-33 UKRAINA
TEL/FAX:+38(044)502-47-30
TEL/FAX:+38(044)502-47-31
mail: electro@electrosphere.com.ua
www.electrosfera.kiev.ua

MPH ELECTRICAL ENGINEERING LTD
129 Bialik st. Ramat gan, PO Box 3504; Ramat Gan , ISRAEL
TEL: +972 3 751 9146
FAX: +972 3 751 9151
mail: sales@mph-elec.co.il
www.eph-elec.co.il

DARAT FOR ELECTRIC AND TRADING
West Bank, Hebron, ISRAEL
tel: +970 599 261 644
mail: safi6428@yahoo.com

CENELEC S.A.R.L.
206 ROUTE OULED ZIANE, MOROCCO
Tel: +212 522 85 62 32
Fax: +212 522 85 62 53
mail: m.lazrak@cenelec.ma
www.cenelec.ma

RAWASI INDUSTRIAL ELECTRIC EQUIPMENT'S Co.
Alyazji St. Industrial Zone,
Irbid, JORDAN
Tel&Fax: +962 2 7402370
mail: rawasi.electric@yahoo

Kanara For New Technology
29 AYAR STR., DAMASCUS, SYRIA
Tel : 00963112310952
Fax : 00963112315172
mailto: kanara@scs-net.org

TOO UST-KAMENOGORSKIYI KONDENZATORNIYI ZAVOD
Zh. Maldybayev str., 1, Ust-Kamenogorsk city,
East-Kazakhstan reg.,
Republic of Kazakhstan, 070001
TEL: + 8(7232) 293-383
FAX: +8(7232) 293-383
mail: kvar@ukcp.kz
www.ukkz.com/en/

ENELCO AB
Onsvala Alle 15,SE-245 43 Staffanstorp,
SWEDEN
TEL: +46 46 460 15 15
FAX: +46 46 88 88 332
mail: sven@enelco.se
http://www.enelco.se

ZEUS ID ZIOGAS
Edessis 3, 621000 Serres,
GREECE
TEL: +30 232 105 82 25
mail: zeusziog@gmail.com

WEST ENERGY CZ s.r.o.
Masarykova 862, 280 02 Kolin
CZECH
TEL: +420 461 100 112
mail: horacek@kbh.cz
http://www.kbh.cz

SLAVITECH Sp.z.o.o.
Ul. Czeresniowa 19, PL 02-457 Warszawa,
POLAND
TEL: +48 22 863 15 21
mail: info@slavitech.pl
http://www.slavitech.pl

MONTERO S.A.
Prodatos Electricos,
Veracruz 1330-Lanus (B1824LDT), Buenos Aires,
ARGENTINA
TEL: +54 11 4209 06 70
mailto: import@montero.com.ar
http://www.monterosa.com.ar

IP OLEG KISELEV ALEKSSEVICH
Ul Sergeya Esenina 111-24, 220051 Minsk
BELORUS
TEL: +375 29 769 59 20
mail: olkis59@mail.ru

KOMBITEC
Av. Dr. Salvador Nava Martinez #232 Colonia el Paseo, C.P. 78320, MEXICO
TEL: +52 444 137 0770
mail: contacto@kombitec.com.mx
www.kombitec.com.mk

ETK JOULE
Elektrodnaya str 2-12, office 305A, 111524
Moscow,
RUSIA
TEL: +7 495 363 18 67
mail: mail@joule.ru http://joule.ru/

GSMU
Ataturk Bulvan No: 50, 34490 Baseksekir,
Istanbul
TURKEY
TEL: +90 212 549 6087
mail: info@gsmu.com.tr
http://www.gsmu.com.tr

EASTA TAVAN Ind Co.p.j.s.
Fl.3. No.35 Shenasa St. Against Mallat Park,
Valisar Av, Tehran – 19677
I.R. of IRAN
mail: info@iraneti.ir
http://www.iraneti.ir

RADE KONČAR
KONTAKTORI I RELEI

RADE KONCAR KONTAKTORI I RELEI D.O.O.
3ta Makedonska Brigada No. 54
1000 Skopje, North Macedonia, EUROPE
tel. ++ 389 (0)2 2461 106
++ 389 (0)2 2463 620
++ 389 (0)2 2465 167
email: rk@radekoncar.com.mk
export@radekoncar.com.mk
marketing@radekoncar.com.mk
www.radekoncar.com.mk

05.2022