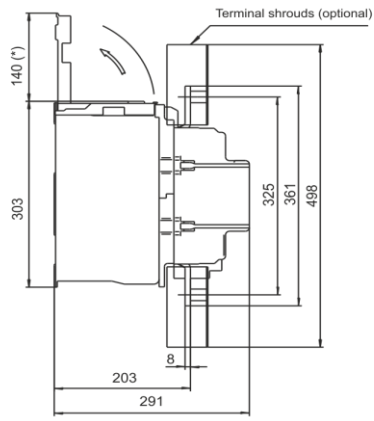
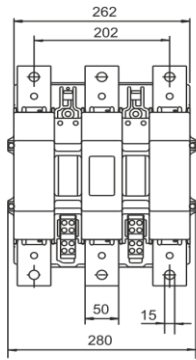




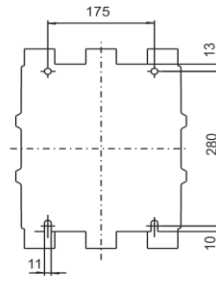
RADE KONCAR CONTACTOR **CNM860**
860A/500kW (AC3, 400V/50Hz); 1100A(AC1)

Contactor type			CNM 860
Mechanical data			
Protection degree			IP00
Mechanical endurance	make/brake operations		5
Max.frequency of no load operation	(op/h)		1200
Fixing			screws fixing
ELECTRICAL DATA OF POWER CIRCUIT			
Number of main poles			3 (with facility to fit 4th add-on neutral switching pole)
Rated insulation voltage	Ui (V)		1000
Thermal current	Ith (A)		1100
Rated operational current Ie AC1 Ue=690V t.amb.=40°C (A)			1100
	Ie AC3 Ue=440V t.amb.=55°C (A)		860
Max Ratings of 3-fase motor at 400V 50 Hz in AC2,AC3 (kW)			500
Rated short time withstand current t.amb. = 40° C	1 s	(A)	8000
	4 s	(A)	8000
	10 s	(A)	6900
	15 s	(A)	6000
	30 s	(A)	4500
	1 min	(A)	3400
	2 min	(A)	2600
Short circuit protection fuses (Ue = 440V) coordination to IEC 60947-4-1	Type 1 gG(A)	(A)	1000
	Type 2 gG(A)	(A)	-
	Type 3 gG(A)	(A)	-
Making capacity	coordination to EN 60947-4-1 (A)		10 x Ie in AC3
	max.values.	690V (A) 1000 V (A)	8600 -
Breaking capacity	coordination to EN 60947-4-1 (A)		8 x Ie in AC3
		500V (A)	8000
		690V (A) 1000V (A)	6900 -
Main pole resistance		(mΩ)	0.08
Sizes of connecting conductors	Cables	mm ²	
	Bars	mm ²	2 x (60x6)
Tightening torque		(Nm)	75
Weight (kg)			27,6
ELECTRICAL DATA OF CONTROL CIRCUIT			
Rated control	AC 50-60 Hz	(V)	24600 V
	DC	(V)	24440 V
Coil operation limits	AC/DC pick-up	(V)	0.85...1.1 Uc
	AC drop out	(V)	0.2 0.75 Uc
	DC drop-out	(V)	0.1....0.6 Uc
Average coil consumption	AC/DC pick-up	(VA)	13501600
	DC pick-up	(W)	1300....1560
	AC sealed	(W)	21....25/(21...25)
	DC sealed	(W)	18...22

CNM 860



Drilling plan (mm)



(*) Necessary distance to remove coil and/or feeder group.