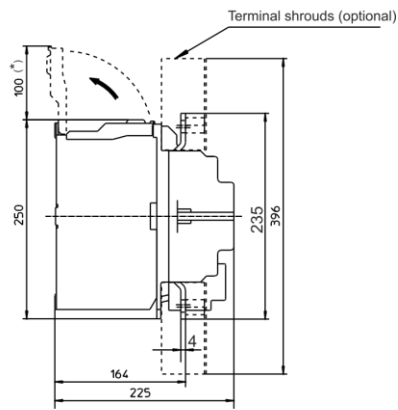
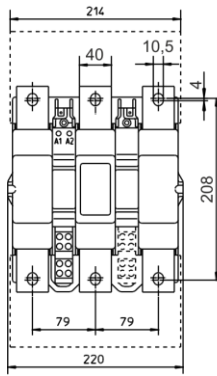




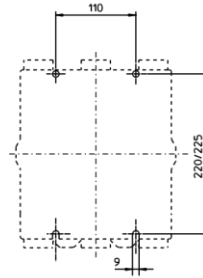
RADE KONCAR CONTACTOR CNM450
450A/250kW (AC3, 400V/50Hz); 700A(AC1)

Contactor type			CNM 450
Mechanical data			
Protection degree			IP00
Mechanical endurance	make/brake operations		5
Max.frequency of no load operation		(op/h)	1200
Fixing			screws fixing
ELECTRICAL DATA OF POWER CIRCUIT			
Number of main poles			3 (with facility to fit 4th add-on neutral switching pole)
Rated insulation voltage		Ui (V)	1000
Thermal current		Ith (A)	700
Rated operational current Ie AC1 Ue=690V t.amb.=40°C (A)			700
		Ie AC3 Ue=440V t.amb.=55°C (A)	450
Max Ratings of 3-fase motor at 400V 50 Hz in AC2,AC3 (kW)			250
Rated short time withstand current t.amb. = 40° C	1 s	(A)	4500
	4 s	(A)	4500
	10 s	(A)	3600
	15 s	(A)	3000
	30 s	(A)	2300
	1 min	(A)	1800
	2 min	(A)	1400
	6 min	(A)	900
	15 min	(A)	720
Short circuit protection fuses (Ue = 440V) coordination to IEC 60947-4-1	Type 1 gG(A)	(A)	630
	Type 2 gG(A)	(A)	500
	Type 3 gG(A)	(A)	-
Making capacity	coordination to EN 60947-4-1 (A)		10 x Ie in AC3
	690V	(A)	4500
	max.values.	1000 V (A)	2000
Breaking capacity	coordination to EN 60947-4-1 (A)		8 x Ie in AC3
	500V	(A)	4500
	690V	(A)	3200
	1000V	(A)	1600
Main pole resistance		(mΩ)	0.13
Sizes of connection conductors	Cables	mm ²	
	Bars	mm ²	2 x (40x5)
Tightening torque		(Nm)	35
Weight (kg)			13,5
ELECTRICAL DATA OF CONTROL CIRCUIT			
Rated control	AC 50-60 Hz	(V)	24 ...600 V
	DC	(V)	24...440 V
Coil operation limits	AC/DC pick-up	(V)	0.85...1.1 Uc
	AC drop out	(V)	0.2 0.75 Uc
	DC drop-out	(V)	0.1.....0.6 Uc
Average coil consumption	AC/DC pick-up	(VA)	800...950
	DC pick-up	(W)	700...850
	AC sealed	(W)	9...11/(9...11)
	DC sealed	(W)	8...10

CNM 450



Drilling plan (mm)



(*) Necessary distance to remove coil and/or feeder group.