

CONTACTORS type TKN 65 - TKN 115; TK 130 - TK 175 for SWITCHING RESISTIVE LOADS






Features

- Rugged construction
- Other control voltage are available

1

Selection and ordering data

AC coil operation

| Rating AC1 utilization category Switching resistive load at 55°C | | Auxiliary contacts | | Type | Weights |
|--|--|--------------------|--|-------------------|---------|
| Operational current Ie/AC1 A | Ratings of three-phase loads at 230 V kW | |  NO NC | | kg |
| | 230 V kW | 400 V kW | | | |
|  65 | 25 | 43 | 0 0 | TKN 65 00 | 0.45 |
|  115 | 44 | 76 | 0 0 | TKN 115 00 | 0.90 |
|  130 | 50 | 85 | 2 2 | TK 130 22 | 2.42 |
|  175 | 67 | 115 | 2 2 | TK 175 22 | 2.42 |