






MOTOR CONTACTORS type CNN 9 - CNN 70 WITH DC CONTROL CIRCUIT

Features

- In conformity with: IEC 60947-1, IEC 60947-4
- Snap-on auxiliaries
- Other control voltages are available

Selection and ordering data

1

	Motor switching AC2 and AC3 duty				Rated operational current I_e/AC1 at 55°C 400 V A	Auxiliary contacts  NO NC	Type	Weights kg
	Rated operational current I_e at 400 V A	Max. Ratings of three-phase motor at 50 Hz						
	230 V kW	400 V kW	690 V kW					
	9	3.2	4.5	5.5	25	1 0	CNN 9 10	0.275
	12	3.5	5.7	7.5	25	1 0	CNN 12 10	0.275
	18	4	7.5	10	30	1 0	CNN 18 10	0.285
	25	5.5	11	15	40	1 0	CNN 25 10	0.305
	30	6.5	15	15	40	1 0	CNN 30 10	0.310
	32	7.5	15	18.5	50	1 0	CNN 32 10 *	0.42
	38	11	18.5	22	50	1 0	CNN 40 10 *	0.425
	50	15	22	33	85	1 0	CNN 50 10	0.895
	60	18.5	30	37	85	1 0	CNN 60 10	0.90
	65	18.5	33	37	90	1 0	CNN 70 10	0.92

* For connecting multi-wired conductor up to 16 mm² must be ordered additional terminal blocks with Part No. 601478 (see 1/28).

** Number of auxiliary contacts can be extended up to 5 for CNN 9 10;01; CNN 12 10;01; CNN 18 10;01 and 4 for CNN 25; CNN 32; CNN 40 (see 1/26).

*** On left side with BP3 01 DC for CNN 9 - 18, BP3 11 DC for CNN 25 - 40 and BP5 11 DC for CNN 50 - 70.







MOTOR CONTACTORS type CNN 80 - CNM 110ST WITH DC CONTROL CIRCUIT

Features

- In conformity with: IEC 60947-1, IEC 60947-4
- With fixed auxiliary contacts for CNM contactors
- Rugged construction
- Other control voltages are available

1

Selection and ordering data

Motor switching AC2 and AC3 duty Rated operational current I_e at 400 V A	Max. Ratings of three-phase motor at 50 Hz			Rated operational current I_e/AC1 at 55°C 400 V A	Auxiliary contacts  NO NC	Type	Weights kg
	230 V kW	400 V kW	690 V kW				
 80	22	37	55	95	1 0	CNN 80 10	1.36
 90	26	45	67	105	1 0	CNN 90 10	1.38
 100	30	55	67	105	1 0	CNN 100 10	1.40
	110	37	55	90	2 1	CNM 110 21	2.29
 110	37	55	90	115	4 3	CNM 110 43	2.39
	110	37	55	90	2 1	CNM 110ST 21*	2.28
 110	37	55	90	115	4 3	CNM 110ST 43*	2.38

* Technical information for Contactor CNM 110ST are same as CNM 110.

ST - Main conductors with box terminal max. 1x50mm² or 2x35mm²

** On left side with BP5 11 DC for CNN 80 - 90.








MOTOR CONTACTORS type CNM 140 - CNM 400 WITH DC CONTROL CIRCUIT

Features

- In conformity with: IEC 60947-1, IEC 60947-4
- With fixed auxiliary contacts
- Rugged construction
- Other control voltages are available

Selection and ordering data

1

	Motor switching AC2 and AC3 duty			Rated operational current Ie/AC1 at 55°C 400 V A	Auxiliary contacts  NO NC	Type	Weights kg	
	Rated operational current Ie at 400 V A	Max. Ratings of three-phase motor at 50 Hz						
		230 V kW	400 V kW	690 V kW				
	140	45	75	100	160	2 2	CNM 140 22	5.1
						4 4	CNM 140 44	5.5
	170	55	90	132	200	2 2	CNM 170 22	5.2
						4 4	CNM 170 44	5.6
	200	60	105	155	250	2 2	CNM 200 22	5.3
						4 4	CNM 200 44	5.7
	250	75	132	160	300	2 2	CNM 250 22	8.4
						4 4	CNM 250 44	8.9
	315	90	160	200	390	2 2	CNM 315 22	8.5
						4 4	CNM 315 44	8.9
	400	115	200	355	400	2 2	CNM 400 22	8.5
						4 4	CNM 400 44	8.9